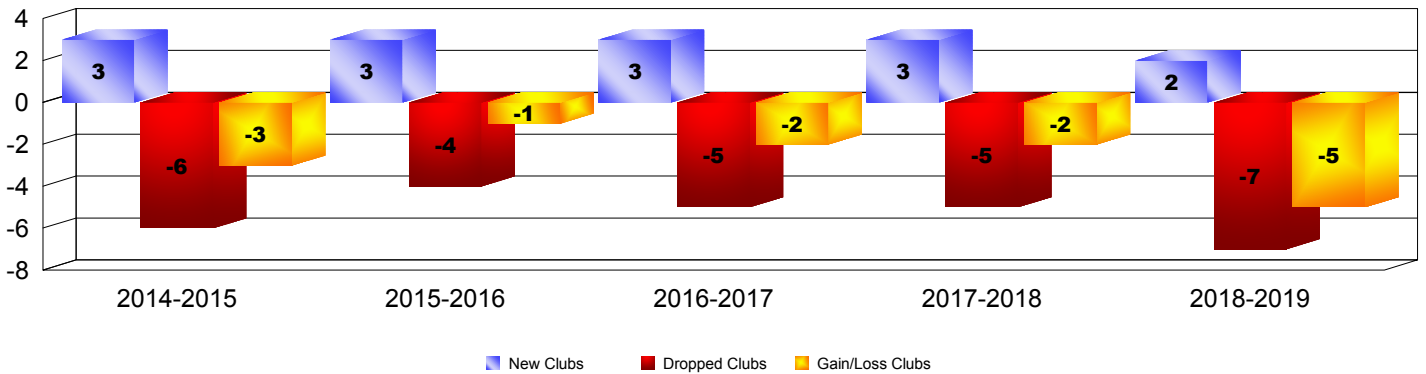
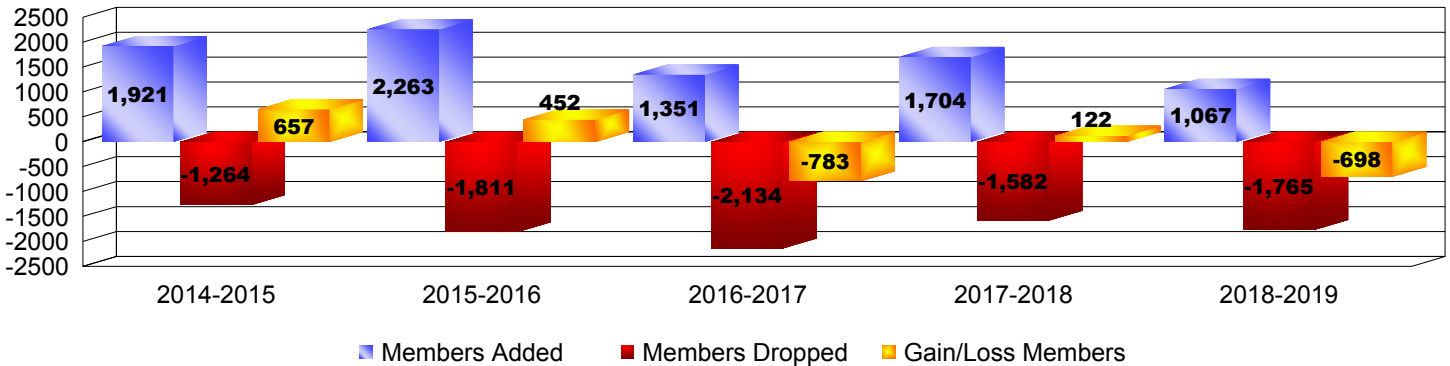


Year	New Clubs	Dropped Clubs	Gain/Loss Clubs	New Members	Charter Members	Reinstate Members	Transfer Members	Total Member Added	Total Members Dropped	Gain/Loss Members
2014-2015	3	-6	-3	1774	70	16	61	1921	-1264	657
2015-2016	3	-4	-1	2123	98	24	18	2263	-1811	452
2016-2017	3	-5	-2	1193	84	47	27	1351	-2134	-783
2017-2018	3	-5	-2	1558	77	61	8	1704	-1582	122
2018-2019	2	-7	-5	980	50	18	19	1067	-1765	-698
Average	3	-5	-3	1526	76	33	27	1661	-1711	-50

Clubs




Members



Membership Composition

June 2019 Cumulative



Gender Comparison

June 2019 Cumulative

